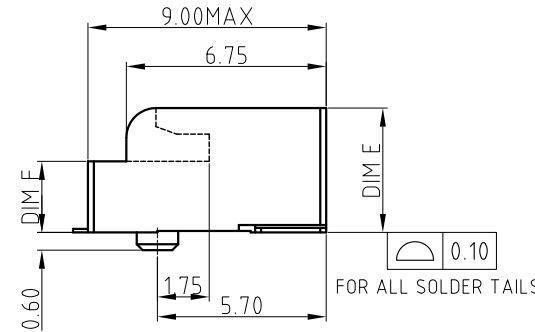
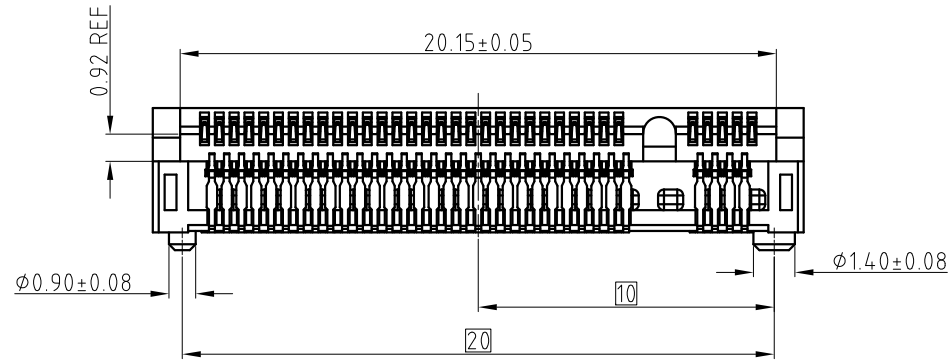
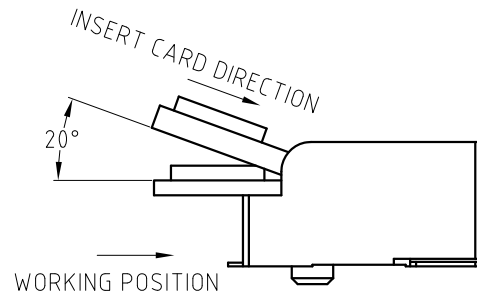
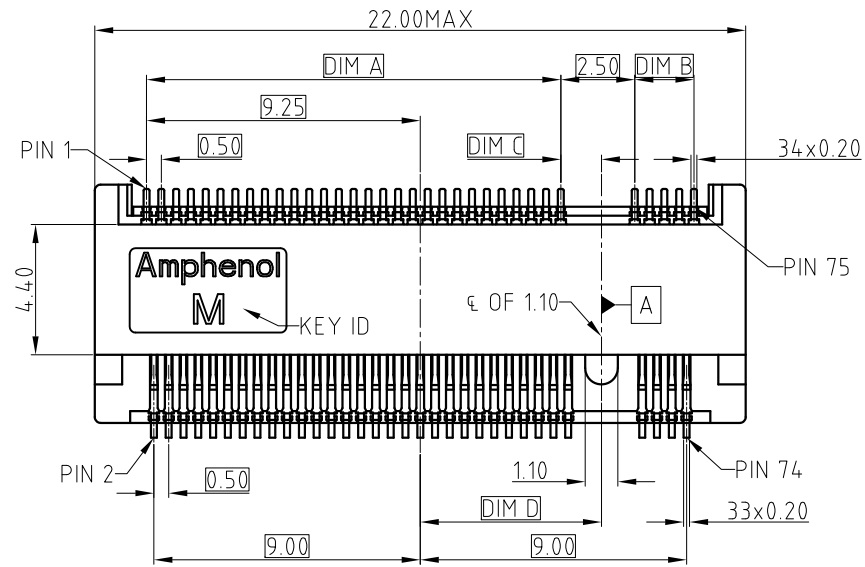


This document is the property of Amphenol Corporation and is delivered on the express condition that it is not to be disclosed, reproduced or used, in whole or in part, for manufacture or sale by anyone other than Amphenol Corporation without its prior consent, & that no right is granted to disclose or to use any information in this document.

CUSTOMER DRAWING

REVISIONS

SYM	ECN	DESCRIPTION	DATE	APPROVED
1	CDXXXX	NEW RELEASE	SEP.25,2013	YH
2	CDXXXX	UPDATE DRAWING	SEP.26,2013	YH
3	CDXXXX	UPDATE DRAWING	NOV.22,2013	YH
4	CDXXXX	ADD A DIMENSION AND UPDATE DRAWING	APR.30,2014	YH



NOTE:

- MATERIAL:
PLASTIC: LCP, UL 94V-0, BLACK
CONTACT: COPPER ALLOY
BOARD LOCK: ALLOY
- FINISHED:
CONTACT AREA: SEE P/N SYSTEM
SOLDER AREA: GOLD FLASH
BOARD LOCK: TIN PLATING
UNDERPLATED: NI PLATING
- ELECTRICAL PERFORMANCE:
3.1 CURRENT RATING: 0.5A PER PIN, VOLTAGE RATING: 50 VAC PER PIN
3.2 DIELECTRIC STRENGTH: 300V AC FOR 1 MINUTE
3.3 INSULATION RESISTANCE: 500MΩ MIN
3.4 CONTACT RESISTANCE: 55mΩ MAX
3.5 OPERATION TEMPERATURE: -40°C TO +80°C
- DIMENSIONING SHALL BE INTERPRETED PER ASME Y14.5M 1994
- MATERIAL SHOULD BE FULFILLED AMPHENOL SPEC# S-SN-002 FOR HALOGEN FREE PRODUCTS, ALSO NEED TO MEET # S-SN-004



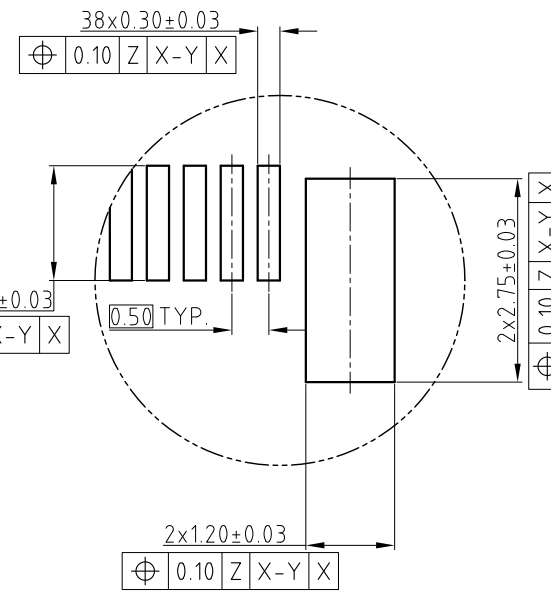
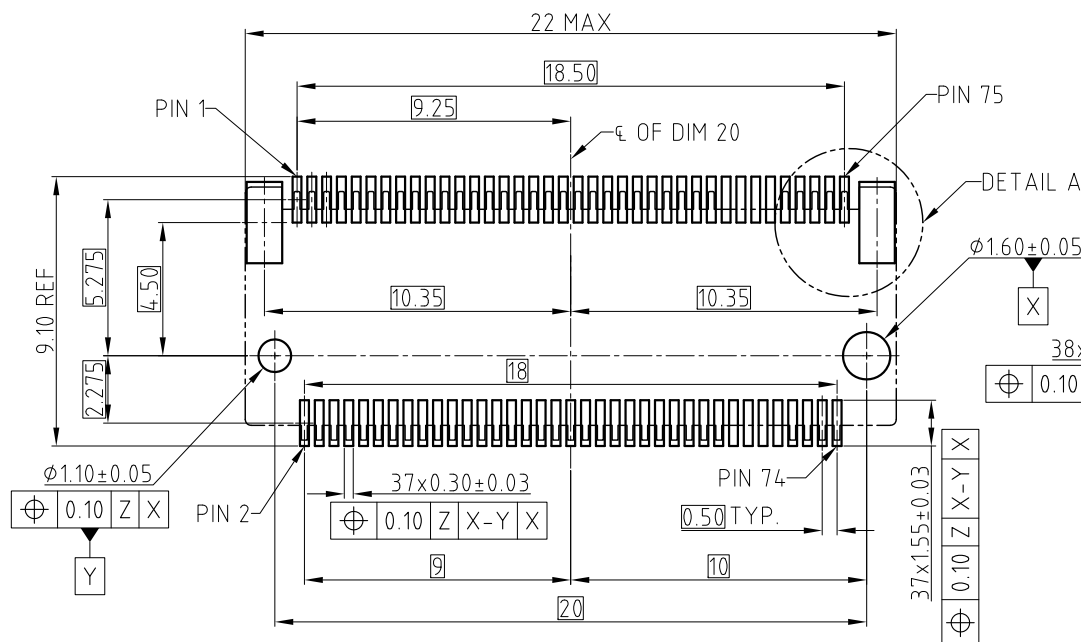
ORDER P/N SYSTEM:

MDT XXX X XX 001

XXX	DIM E	DIM F
580	5.80MAX	4.14MAX
420	4.20MAX	2.54MAX
320	3.20MAX	1.54MAX
275	2.75MAX	0.89MAX
245	2.45MAX	0.61MAX

PLATING
01 0.76 MICRONS GOLD PLATING
02 0.38 MICRONS GOLD PLATING
03 GOLD FLASH

CONNECTOR KEY ID
A - KEY A
B - KEY B
E - KEY E
M - KEY M
...



RECOMMENDED M.2 MINI CARD MOUNTING TYPE_SMT_PCB OUTLINE
DATUM Z: PCB SOLDER SURFACE

DETAIL A
SCALE 2.5:1

PROPOSAL DRAWING

M	14.0	2.0	1.375	6.125	
E	5.5	10.5		-2.625	
B	2.5	13.5	1.125	-5.625	
A	1.5	14.5		-6.625	
KEY ID	DIM.A	DIM.B	DIM.C	DIM.D	REMARK

UNLESS OTHERWISE SPECIFIED TOLERANCES		APPROVAL		DATE	
.X	+/-	DRAWN	Yunx.liu	APR.30,2014	
.XX	+/-	CHECKED	LY.YI	APR.30,2014	
.XXX	+/-	APPROVED			
FRACTIONS	+/-	DRAWING FILE :			
ANGLES	+/-	DRAWING\MDT\CMDTXXXXXX001			
REMOVE SHARP EDGES		ANGLE OF PROJECTION			
DIMENSIONS					
U.S.	INCHES				
(METRIC)	(MM)				

Amphenol		
TITLE		
M.2 MINI PCIe CONECTOR		
SIZE	DRAWING NO.	REV.
A3	C MDT-XXX-X-XX-001	4
SCALE	NONE	SHEET 1 OF 1