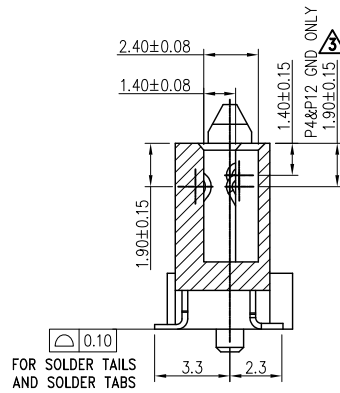
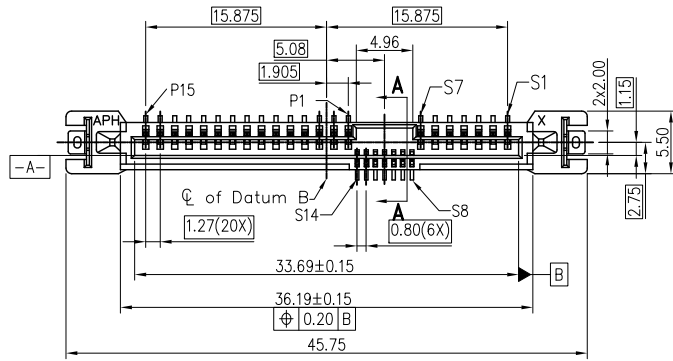
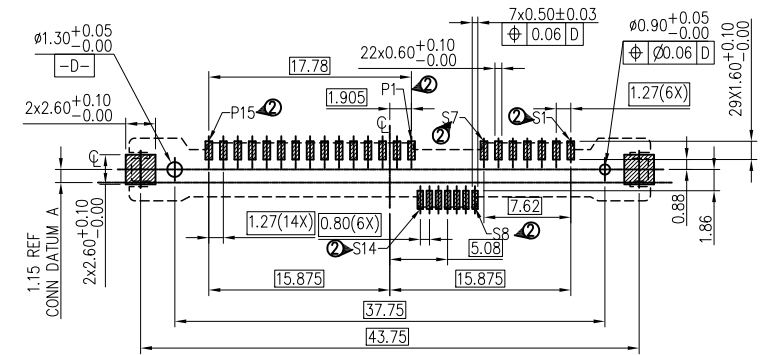


This document is the property of Amphenol Corporation and is delivered on the express condition that it is not to be disclosed, reproduced or used, in whole or in part, for manufacture or sale by anyone other than Amphenol Corporation without its prior consent, & that no right is granted to disclose or to use any information in this document.

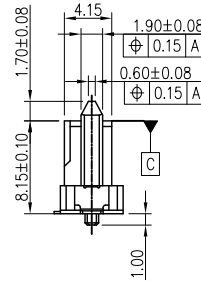
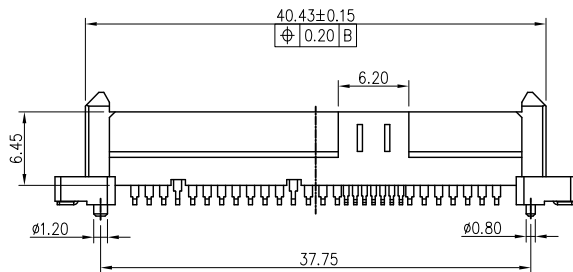
REVISIONS				
SYM	ECN	DESCRIPTION	DATE	APPROVED
1	HK---	FIRST RELEASE	2/29/12	IP
2	HK6880	ADDED PIN DEFINE ON PCB LAYOUT FIRST RELEASE FOR MASS PRODUCTION	7/03/12 11/28/12	IP



SECTION A-A



RECOMMENDED PCB LAYOUT



NOTES:

1.MATERIAL

HOUSING: HIGH TEMPERATURE PLASTIC. UL94V-0, BLACK.

CONTACT: PHOSPHOR BRONZE

PLATING: REFER TO P/N SYSTEM ON MATING AREA

1.27~2.54um NICKEL UNDERPLATED OVERALL

2.54~5.08um PURE TIN ON SOLDER TAIL

SOLDER CLIP: COPPER ALLOY, 2.54~5.08um PURE TIN PLATED OVERALL

1.27~2.54um NICKEL UNDERPLATED

2.ELECTRICAL SPECIFICATION:

CURRENT RATING: 1.5A

CONTACT RESISTANCE: 30mΩ MAX.

INSULATOR RESISTANCE: 1000M Ω MIN.

DIELECTRIC WITHSTANDING VOLTAGE: 500 V AC

⚠️ PREMATING AT P4 & P12

4. ORDER P/N SYSTEM: SAS-F313-014-X-XX

MATING AREA PLATING

1- 0.76um MIN Au.

2- 0.38um MIN Au.

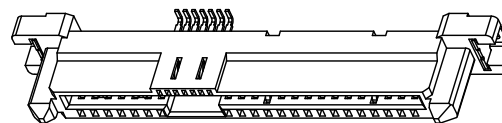
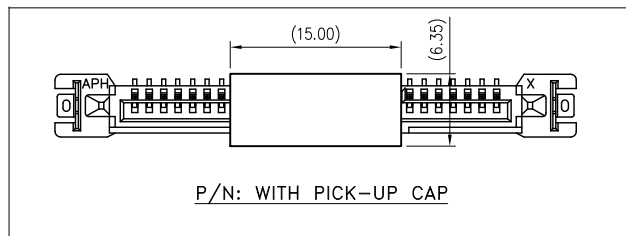
3- Gold FLASH

PACKING STYLE

NIL- TRAY WITHOUT PICK-UP CAP

C- TRAY WITH PICK-UP CAP

TR- TAPE AND REEL WITH PICK-UP CAP



CUSTOMER DRAWING

UNLESS OTHERWISE SPECIFIED TOLERANCES		APPROVAL		DATE	Amphenol Amphenol East Asia Limited	
0.0	+/-	U.S.	DRAWN	Fuan Jiang		11/28/12
0.00	+/-	METRIC	CHECKED	Dam He		11/28/12
0.000	+/-		CHECKED			
FRACTIONS	+/-					
ANGLES	+/-	5°				
FOR MATERIALS AND FINISHES SEE NOTES		REMOVE SHARP EDGES		DRAWING FILE :		
				PE MASTER (DRAWING)/SAS/CSAS/F313014XXX-0		
DIMENSIONS		ANGLE OF PROJECTION		TITLE		
U.S.	INCHES	FIRST ANGLE		CUSTOMER DRAWING FOR		
(METRIC)	(MM)			12G SAS RECEPTACLE VERTICAL SMT		
				SIZE	DRAWING NO.	
				A3	C SAS-F313-014-X-XX	
				SCALE	REV.	
				1	2	
				N/A	SHEET 1 OF 1	